

Bubbles Turtle Conservation Experiential Programme



A Know Before You Go Guide

First, a small thankyou..

We would like to thank you for your interest in joining Bubbles Turtle Conservation Experiential Program at the Perhentian Islands, Malaysia. Through the collaboration with Bubbles Dive Resort, their guests, interns, and parties interested in conservation, we have become a community conservation project. The program aims to assist the recovery of the sea turtle population through providing education, opportunity, and awareness.

Some of the Bubbles conservation team



Our project goals

Turtle Conservation

To maintain a hatch rate at or above 80% and to maintain the nesting beach, in order to keep it as a viable location for nesting sea turtles.

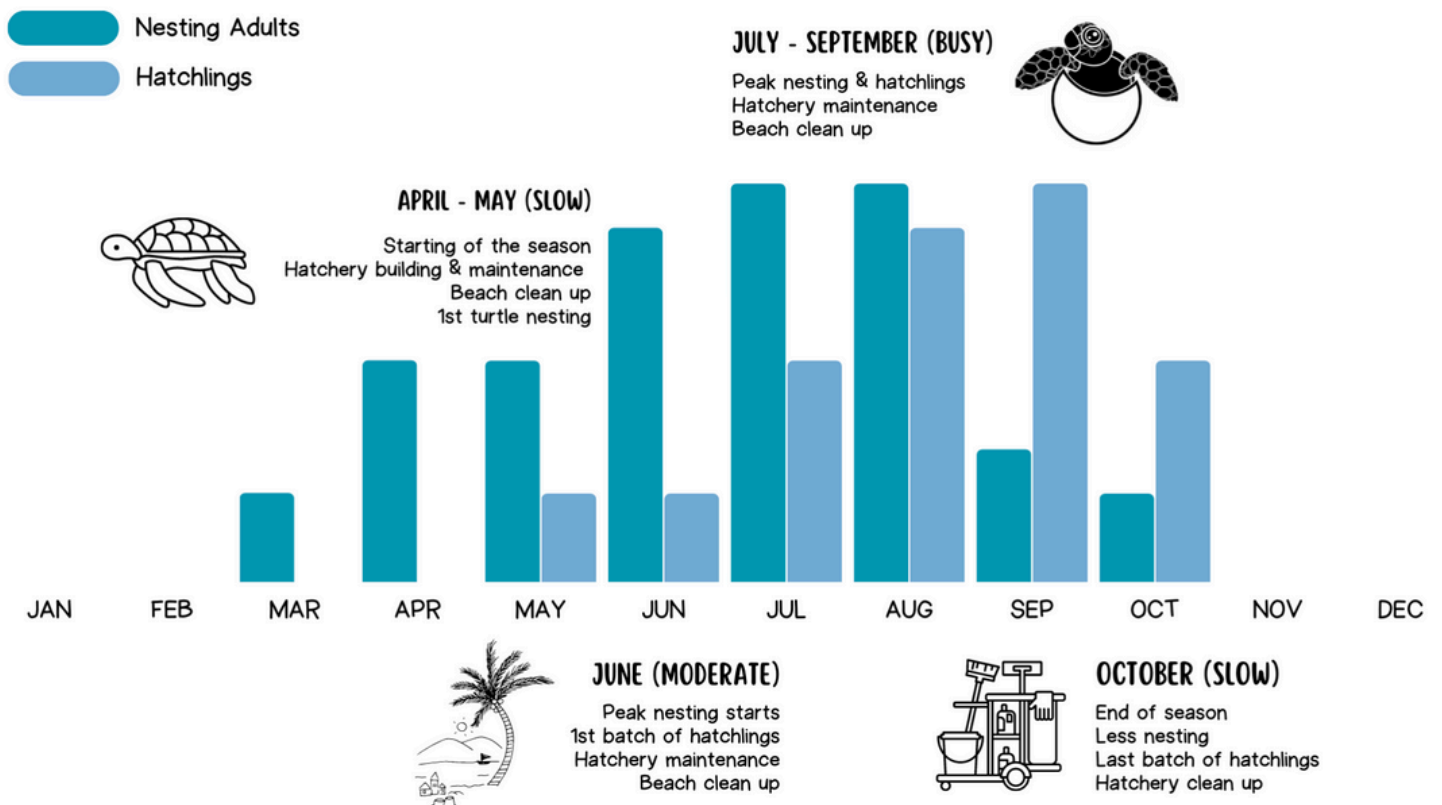

Awareness

To provide a look into the sea turtle's living environment through educational workshops and presentations explaining the threats sea turtles are facing today. The ultimate goal is to teach the general public on how they can encourage conservation and make individual differences in their day to day lives, playing their part in helping protect these animals.

Your destination..

The Perhentian Islands are located in the north east of Peninsular Malaysia in the state of Terengganu. It is one of the many islands which are the nesting grounds for sea turtles. The clear waters and the coral reefs here attract marine life to the island which has the side effect of attracting many tourists.

You will be based in the isolated bay of Tanjung Tukas. Working with us will be Bubbles Dive Resort, which is an environmentally conscious tourist resort. The isolation from the outside world is one of the few reasons sea turtles choose to nest at our location. They can be seen nesting on the beaches from the months of March to October, while the release of hatchlings usually starts from the end of May. Protecting the nesting grounds, gathering data, and learning about conservation work will be the focus of the experiential program.



How to get here..

By plane



The nearest airport is the Kota Bharu Airport (KBR) otherwise known as Sultan Ismail Petra Airport. Flights to Kota Bharu can be arranged through four different airlines. They are Air Asia, Malaysia Airlines, Malindo Air, and Firefly. Depending on the airline you will either fly in from Kuala Lumpur International Airport (KLIA), Kuala Lumpur International Airport 2 (KLIA2) or Subang Airport (SZB).

Please note that pickup from the airport (Kota Bharu) can be arranged as long as the flight details are shared beforehand.

By Bus

Some of the bus companies that stop at Kuala Besut from Kuala Lumpur are PerdanaEkspress, Sani Ekspress, and Queen Ekspress. The providers cost around RM45 one way. Buses normally travel overnight and from Kuala Lumpur take between 8 to 10 hours depending on the road conditions. There's a bus station in Kuala Lumpur called Terminal Bersepadu Selatan in which the buses will depart from.

Here are the links to two websites which deals with bus booking:

<https://www.busonlineticket.com>

<https://www.redbus.my>



In Kuala Besut..



Go to the Jetty. As you walk towards the jetty you will pass by some shops and restaurants. Our meeting point is at a shop with a "sandwich board" sign saying 'Bubbles Dive Resort'. You can go inside the shop and say you are a customer of the "Bubbles Dive Resort". It is recommended to arrive at the shop before 10:00 am so that the boat can depart for the island around 11:00 am.

After your arrival at the jetty, look for the store front as shown in the image.

Important numbers to contact for assistance:

Bubbles Reception: +60195999628 or Bubbles Conservation Team: +601129573901

Checklist- What to bring

- ☐ T-shirts (sports ones are the best)
- ☐ Shorts
- ☐ Light-weight trousers, 3/4 length or long shorts
- ☐ Swimwear
- ☐ Towels
- ☐ Sunblock (biodegradable or reef safe preferred)
- ☐ Sandals or flip-flops
- ☐ Good walking shoes or trainers (optional- this is for the jungle trek)
- ☐ Reusable water bottle
- ☐ A hat (to keep off the sun)
- ☐ Insect repellent (DEET free)

Optional to bring..

- ☐ Rash vest to wear in the sea
- ☐ Poncho/ waterproof raincoat
- ☐ Red bulb torch (head torches are very useful)
- ☐ Snacks (you might get hungry on patrol!!)
- ☐ Underwater camera
- ☐ Medicines- anti-histamines, basic first aid kit, aftersun, diarrhoea medication, anti-inflammatory for ear, nose throat problems, peroxide and antibacterial dettol can be useful for cleaning cuts to stop infection.
- ☐ CELCOM Malaysian Sim Card- recommended if you are coming from overseas getting to and from the island. Free wifi available on the island with limited phone signal coverage.
- ☐ Books or other things to occupy your free time
- ☐ Dive gears (applicable if you sign up for Ocean & Conservation Experience - Diver's Experience)
- ☐ Own underwater imaging equipment (applicable if you sign up for Ocean & Conservation Experience)

Schedule for the week

Ocean & Conservation Experience (Snorkeler)

(Mar – Mid June)

Day one– Sunday

10am Meetup at jetty
11am Ferry Transfer
12pm Lunch + Check In
2:15 - 4pm Intro to Conservation + Patrol Simulation
3:15 - 5pm Daily Conservation Tasks
5:30pm Free time
7:30pm Dinner
8:30pm Turtle talk
9 - 2pm PM Patrol
3 - 7am AM Patrol

Day Two– Monday

7:30 - 10am Breakfast
10am Free time
12 - 2pm Lunch
2:15 - 3pm Workshop 1: Shore & Reef Life Workshop
3 - 4pm Daily Conservation Tasks
4 - 5:30pm Water Confidence
5:30pm Free time
7:30pm Dinner
9 - 2pm PM Patrol
3 - 7am AM Patrol

Day three– Tuesday

7:30 - 10am Breakfast
10am Free time
12 - 2pm Lunch
2:15 - 3pm Workshop 2: Shore Ecology
3 - 4pm Daily Conservation Tasks
4 - 5:30pm Beach Clean + Trash Sorting
5:30pm Free time
7:30pm Dinner
9 - 2pm PM Patrol
3 - 7am AM Patrol

Day four– Wednesday

7:30 - 8:45am Breakfast
9 - 10:30am Snorkeling Imaging Experience
12 - 2pm Lunch
2:15 - 4pm Workshop 3: Jungle Trek
4 - 5:30pm Daily Conservation Tasks
5:30pm Free time
7:30pm Dinner
9 - 2pm PM Patrol
3 - 7am AM Patrol


Day five– Thursday

7:30 - 8:30am Breakfast
8:45 - 11am Boat Snorkeling Trip
12 - 2pm Lunch
2:15 - 3pm Workshop 4: Conservation Workshop
3 - 4pm Participant Presentation + Group Kahoot
4 - 5:30pm Daily Conservation Tasks
5:30pm Freetime
7:30pm Dinner
8:30 - 9pm Help Us Present Turtle Talk
9pm Certificate Presentation

Day six– Friday

7:30-10am Breakfast
10am Check out
12pm Goodbye! Return boat transfer

Above is the rough schedule of activities



Schedule for the week

Ocean & Conservation Experience (Certified Diver)

(Mar – Mid June)

Day one– Sunday

10:30am Meetup at jetty
11am Ferry Transfer
12 - 2pm Lunch + Check In
2:15 - 4pm Intro to Conservation + Patrol Simulation
3:15 - 5pm Daily Conservation Tasks
5:30pm Free time
7:30pm Dinner
8:30pm Turtle talk
9 - 2pm PM Patrol
3 - 7am AM Patrol

Day Two– Monday

7:30 - 8:15am Breakfast
8:30 - 10:30am Check Out Dive (Group 1)
10:30am - 12:30pm Check Out Dive (Group 2)
12 - 2pm Lunch
2:15 - 3pm Workshop 1: Shore & Reef Life Workshop
3 - 5:30pm Daily Conservation Tasks
5:30pm Free time
7:30pm Dinner
9 - 2pm PM Patrol
3 - 7am AM Patrol

Day three– Tuesday

7:30 - 8:15am Breakfast
8:30 - 10:30am Mini Buoyancy Clinic (Group 1)
10:30am - 12:30pm Mini Buoyancy Clinic (Group 2)
12 - 2pm Lunch
2:15 - 3pm Workshop 2: Shore Ecology
3pm Daily Conservation Tasks
4 - 6:30pm Underwater Clean Up Dive (*March to April*)
3:30 - 6pm Coral Introduction Dive (*April to Mid June*)
6:30pm Free time
7:30pm Dinner
9 - 2pm PM Patrol
3 - 7am AM Patrol

Day four– Wednesday

7:30 - 10am Breakfast
10am Free time
12 - 2pm Lunch
2 - 4pm Underwater Imaging Experience (Group 1)
4 - 6pm Underwater Imaging Experience (Group 2)
6pm Free time
7:30pm Dinner
9 - 2pm PM Patrol
3 - 7am AM Patrol


Day five– Thursday

7:30 - 10am Breakfast
10am Free time
12 - 2pm Lunch
2:15 - 3pm Workshop 4: Conservation Workshop
3 - 4pm Participant Presentation + Group Kahoot
4 - 5:30pm Daily Conservation Tasks
5:30pm Freetime
7:30pm Dinner
8:30 - 9pm Help Us Present Turtle Talk
9pm Certificate Presentation

Day six– Friday

7:30-10am Breakfast
10am Check out
12pm Goodbye! Return boat transfer

Above is the rough schedule of activities



Schedule for the week

Turtle Conservation Experience

(Mid June – October)

Day one– Sunday

10am Meetup at jetty
11am Ferry Transfer
12pm Lunch + Check In
2:15 - 4pm Intro to Conservation + Patrol Simulation
3:15 - 5pm Daily Conservation Tasks
5:30pm Free time
7:30pm Dinner
8:30pm Turtle talk
9 - 2pm PM Patrol
3 - 7am AM Patrol

Day Two– Monday

7:30 - 10am Breakfast
10am Free time
12 - 2pm Lunch
2:15 - 3pm Workshop 1: Shore & Reef Life Workshop
3 - 5:30pm Daily Conservation Tasks
5:30pm Free time
7:30pm Dinner
9 - 2pm PM Patrol
3 - 7am AM Patrol

Day three– Tuesday

7:30 - 10am Breakfast
10am Free time
12 - 2pm Lunch
2:15 - 3pm Workshop 2: Shore Ecology
3 - 4:30pm Beach Clean + Trash Sorting
4:30 - 5:30pm Daily Conservation Tasks
5:30pm Free time
7:30pm Dinner
9 - 2pm PM Patrol
3 - 7am AM Patrol

Day four– Wednesday

7:30 - 10am Breakfast
10am Free time
12 - 2pm Lunch
2:15 - 4pm Workshop 3: Jungle Trek
4 - 5:30pm Daily Conservation Tasks
5:30pm Free time
7:30pm Dinner
9 - 2pm PM Patrol
3 - 7am AM Patrol


Day five– Thursday

7:30 - 10am Breakfast
10am Free time
12 - 2pm Lunch
2:15 - 3pm Workshop 4: Conservation Workshop
3 - 4pm Participant Presentation + Group Kahoot
4 - 5:30pm Beach Clean + Daily Conservation Tasks
5:30pm Freetime
7:30pm Dinner
8:30 - 9pm Help Us Present Turtle Talk
9pm Certificate Presentation

Day six– Friday

7:30-10am Breakfast
10am Check out
12pm Goodbye! Return boat transfer

Above is the rough schedule of activities



Program Information

During the day, various activities take place. Some of these are beach cleans, recycling, and hatchery maintenance. As a conservation program, we do our best to improve the environment for the wildlife in the area. We conduct beach cleans to reduce the hazards on the beach that could potentially trap and kill land or marine life in the area. Other than that, we also do our own recycling. Trash that is gathered on the beach is generally sorted before disposal.

Our team after a successful beach clean :)



The sorting will help us tabulate data from the trash collected which can be sent to organizations like Clean Swell. There is also regular hatchery maintenance work. Building a hatchery is no easy task as there is constant wear and tear caused by the surrounding environment. We do constant maintenance work on the hatchery to keep the area safe for the incubation of turtle eggs. Maintenance work includes digging holes to remove bacteria and dirty sand from old nests, as well as filling in holes with fresh sand ready for a new nest to be put in its place.

During the evening, we conduct our nightly turtle talks and turtle patrols. As part of the experiential program, you will get the chance to familiarise yourself with our presentation material and do your part to help spread awareness about marine conservation. You will also get the chance to join us on turtle patrols.

During patrols, we head out to monitor the beach and look out for nesting mother turtles. During these, you will learn how to look out for turtles and their tracks, gather data, identify the mothers, relocate the eggs, and release baby turtles. The night is split into two shifts. Shift 1 will be from 9:00pm to 2:00am and shift 2 will be from 3:00am to 7:00 am.

Program Workshops

There are 4 developmental workshops included in this program in which participants can learn more about the coastal environment of the area. Each workshop will have a brief introduction that will run for about 30 minutes. This will be followed by a practical section where participants will be taken into the surrounding area to put their learnings to practice.

Workshop 1 is an introduction to the exploration of the reefs and its inhabitants.

1

Learn about basic knowledge of reef and the marine life residing it such as parrot fish, anemone fish, sea stars to larger creatures such as stingrays, and small sharks.

Workshop 2 takes a closer look at the shoreline ecosystem and turtle nesting habitat.

2

Learn how the shoreline ecosystem is maintained by a diverse group of organisms such as the trees, nesting turtles, crabs, monitor lizards, and more!

Workshop 3 will bring you on a short coastal jungle trek.

3

The trek takes approx. 60 minutes roundtrip. You will reach a stunning view point and have a chance to spot monkeys and flying lemurs!

Workshop 4 Conservation workshop. Over here we will learn about how different conservation efforts happen.

4

We will talk briefly about zoos, wildlife reserves, with their pros and cons. At the end you will also be able to plan out your own project.

Ocean Experience Workshops

During the low and mid season (March - Mid June), when turtle sightings are less common, we include mini water education sessions conducted by Bubbles Dive Centre to give participants a deeper understanding of the underwater world.

Water Confidence (Snorkeler)

1

Guidance on essential water skills, including buoyancy control and the correct use of equipment such as masks and snorkels, helping participants build confidence and awareness in the water.

Mini Buoyancy Clinic (Diver)

2

Learn how proper buoyancy improves safety, protects marine life, and enhances overall comfort in the water.

Imaging Introduction (Snorkeler & Diver)

3

A basic introduction to underwater photography, explaining how it differs from shooting on land. The session is mostly theory-based, **so no camera is required**, but you're welcome to bring your own. The instructor will demonstrate the techniques in the water to help participants better understand how they work underwater.

Coral Introduction (Diver - May to Mid June)

4

Basic introduction to the types of corals in Perhentian Island.

Program Information

Currently the experiential program is run every week for 6 days and 5 nights. The program starts on Sundays and ends on Fridays.

Listed below are some of the things included in this package per person:

- ✓ A return speedboat transfer between Kuala Besut and Bubbles Turtle Conservation, Pulau Perhentian
- ✓ 5 breakfast, 5 lunch, 5 dinner and drinking water
- ✓ Single bed (double decker) in a shared 4 person room (unisex) for 5 nights.
- ✓ Participation in Bubbles Turtle Conservation Project
- ✓ 4 specialised environmental education workshops
- ✓ E-certificate of participation when the program is completed

Below are additional items included in the ***Ocean & Conservation Experiential Program (March - Mid June) ONLY***

Snorkeler's Experience

- ✓ Water Confidence Session x 1
- ✓ Standard Boat Snorkeling Trip x 1
- ✓ Underwater Imaging Introduction

Certified Diver's Experience

- ✓ Check Out Dive x 1 (Shore)
- ✓ Mini Buoyancy Clinic x 1 (Shore)
- ✓ Underwater Clean Up Dive x 1
- ✓ Underwater Imaging Introduction

Program Information

The experiential program costs between **RM1350-RM1800** per week per person depending on the season. There is a deposit of RM500 to lock in selected dates. The price mentioned does not include:

- Marine Park Fee
- Besut District Council Fee
- SST 8%
- Kota Bharu airport transfer
- Dive Equipment Rental
- Underwater Imaging Equipment
- Other expenses not mentioned such as snacks or drinks from the restaurant bar or diving/snorkelling expeditions (outside of program) from the Dive Shop etc.

The refund and cancellation policy as below:

- RM500 deposit is **non-refundable**

If full payment of the program is made prior to the program, cancellation terms below apply:

- 30 days or less before the program start date: **Non-refundable**
- 31 days or more before the program start date: **50% refundable (Excluding deposit)**

Whilst at the program..

Please listen to, and follow, the instructions of your facilitators and the rules for the resort and dive centre. On many of the days you will be going to bed late or waking up early. It is vital for the proper running of the project, as well as to show respect to the other members of the team, that you are always punctual.



We are also located on an isolated island and all have to work together. During deliveries, participants are expected to also help bring in food and materials from the boat to the facilities in order to keep the whole operation running.

Remember you are working in the tropics. The temperature can exceed 40 degrees Celcius, so ensure you drink plenty of water and wear sunblock. Dehydration and heat stroke is a serious risk and all precautions must be taken to prohibit them.

Disclaimers

At the end of the day, we are mainly and most importantly a turtle conservation program. Most of our work and efforts happen at night, when turtles come up to nest. The work is long and tiring, and participants should keep this in mind and evaluate if they are fit to complete these long work hours. This is also why we keep the mornings open as free time for you to do other activities, as it is vital for the permanent staff and interns to get their rest and maintain a good level of health throughout the season.



Additionally, participants have to keep in mind that we live on an island and the project is subject to whatever weather that may roll in. This means the schedule and activities mentioned above are subject to change and participants should be flexible to these changes.

Finally, the program takes place at an ecotourism resort. This means we live in harmony with the nature that surrounds us. It is common to find geckos and spiders around our living areas. Accommodation is also basic, although comfortable, and participants should be aware of this before their arrival.

We look forward to welcoming you with us soon

